

Step 1:

1. Use the IEEE format template
2. Replace the IEEE footnote XXX-X-XXXX-XXXX-X/XX/\$XX.00 ©20XX IEEE with **979-8-3503-9356-9/24/\$31.00 ©2024 IEEE**

Note:

- For papers in which all authors are employed by the US government, the copyright notice is: **U.S. Government work not protected by U.S. copyright**
- For papers in which all authors are employed by a Crown government (UK, Canada, and Australia), the copyright notice is: **979-8-3315-3221-5/25/\$31.00 ©2025 Crown**
- For papers in which all authors are employed by the European Union, the copyright notice is: **979-8-3315-3221-5/25/\$31.00 ©2025 European Union**
- For all other papers the copyright notice is: **979-8-3315-3221-5/25/\$31.00 ©2025 IEEE**

Step 2:

1. Go to PDFeXpress® website (<https://ieeepdfexpress.org>), and:
2. Create a IEEE PDFeXpress® account, entering
 - a. conference ID **64002x**
 - b. basic contact information; gets confirmation of account creation email.

IEEE PDF eXpress® Login

Conference ID*
54569X

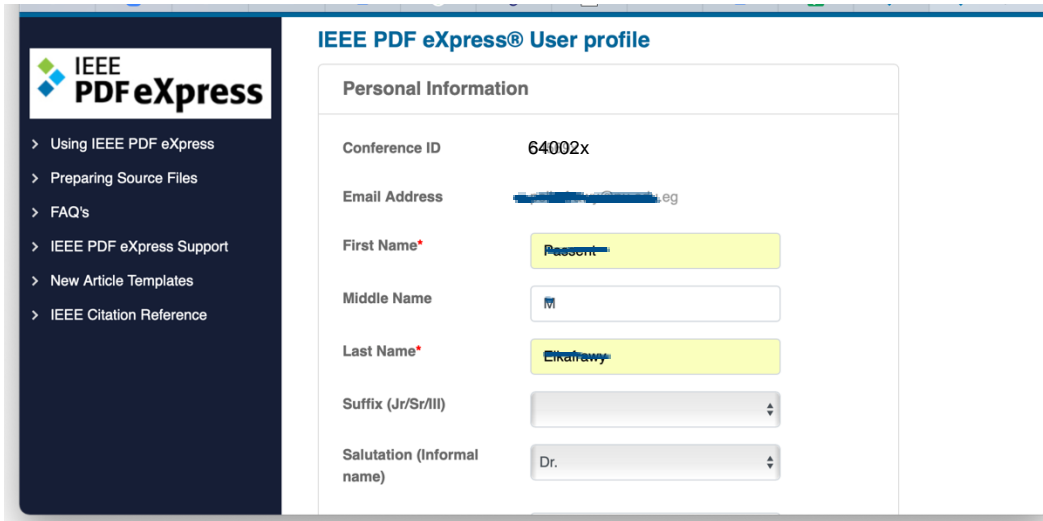
Email Address*
Enter email address

Password*
.....

Forgot your password?

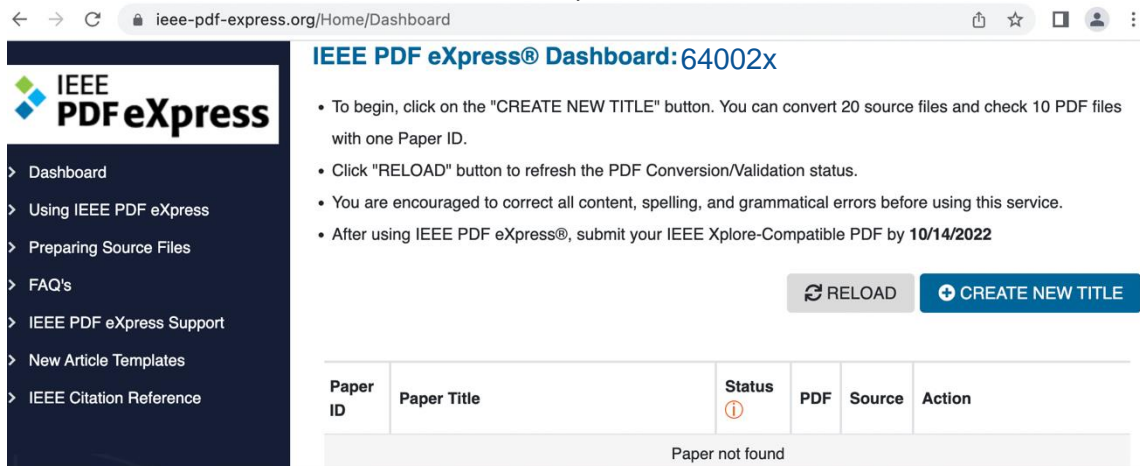
LOGIN RESET

Don't have an account? [Create account](#)

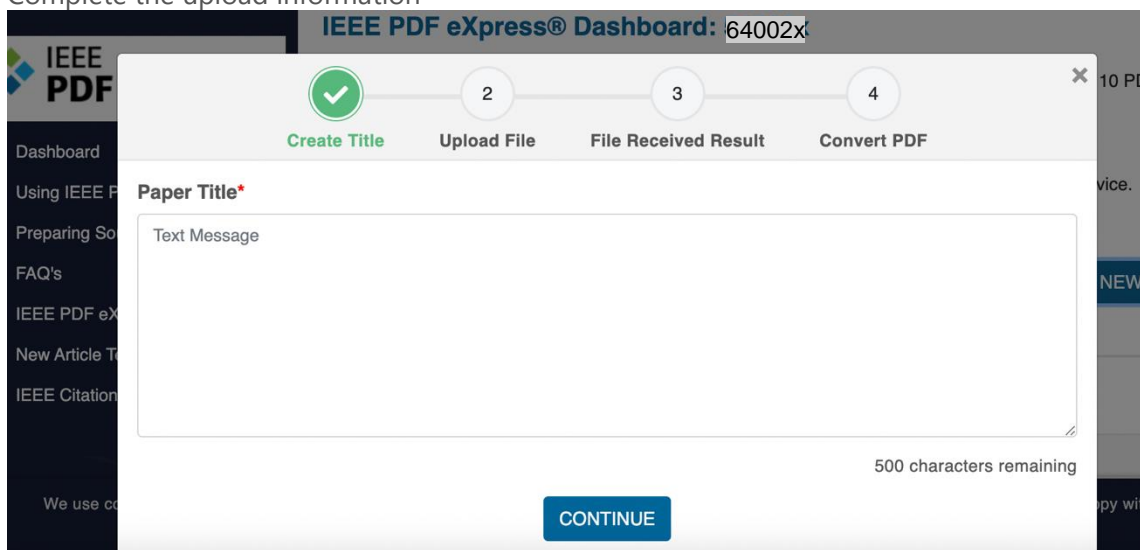


After login go to Dashboard and Upload a PDF for Checking or source file(s) for Conversion; get email confirmation of file receipt.

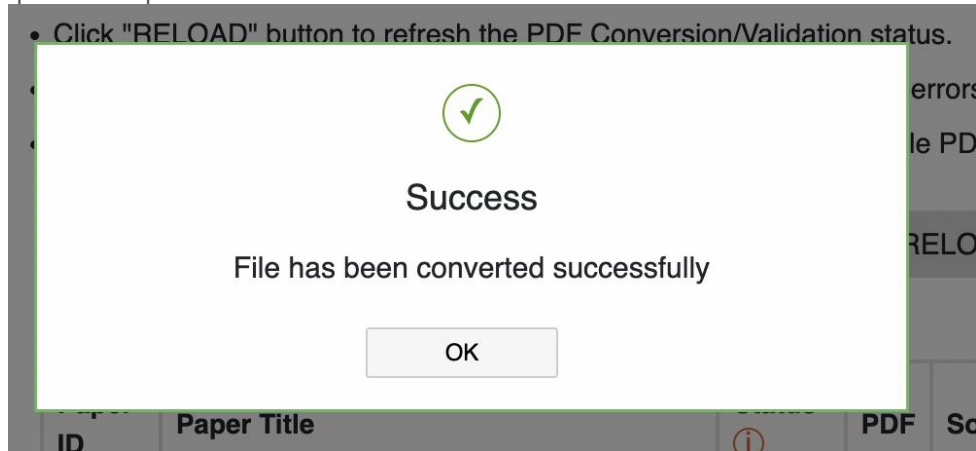
3. Click on the "CREATE NEW TITLE" and proceed



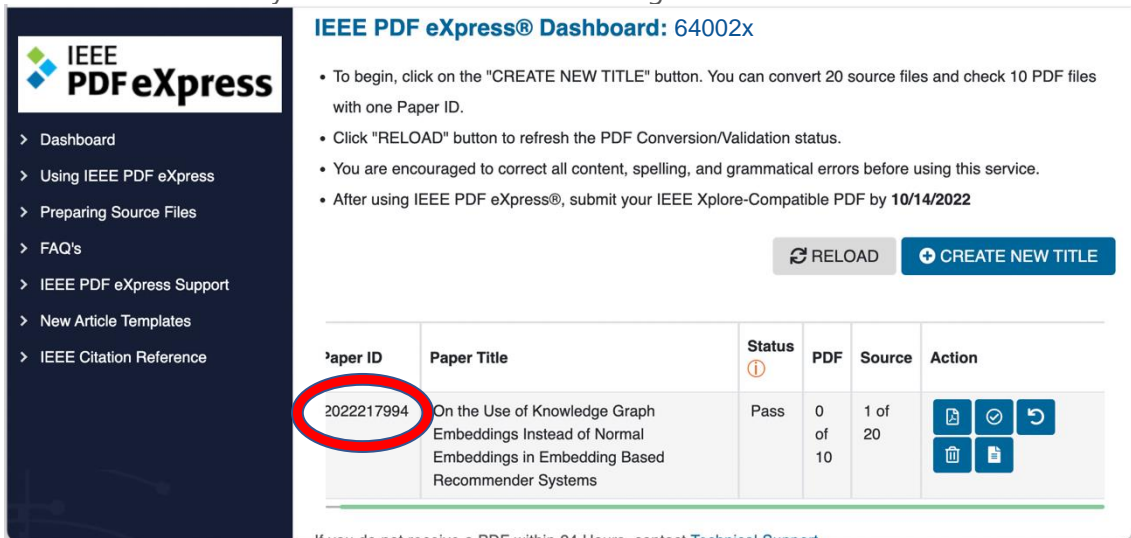
Complete the upload information



- Submitted PDFs are Checked for IEEE Xplore®-compatibility; source file(s) are Converted to IEEE Xplore-compatible PDFs.



If a PDF is submitted: you will receive an email stating that PDF **Passed** or **Failed** the Check








If the PDF fails, a PDF Check report is attached to the email. Author goes to account and clicks "Understanding the PDF Check Report" for solutions.

If source is submitted: you will receive the IEEE PDFeXpress® -generated PDF as an attachment, and through your IEEE PDFeXpress® account. Review PDF to ensure that it views on screen and prints as you intended.

- If necessary, revisions may be submitted (PDF or source); return to Step 2.
Make sure that there are no grammatical, spelling, or content errors in articles prior to

submitting to PDFeXpress

The screenshot shows the IEEE PDF eXpress dashboard. The browser address bar is ieee-pdf-express.org/home/dashboard. A dark sidebar on the left contains navigation links: Dashboard, Using IEEE PDF eXpress, Preparing Source Files, FAQ's, IEEE PDF eXpress Support, New Article Templates, and IEEE Citation Reference. The main content area has a list of instructions: "Click 'RELOAD' button to refresh the PDF Conversion/Validation status.", "You are encouraged to correct all content, spelling, and grammatical errors before using this service.", and "After using IEEE PDF eXpress®, submit your IEEE Xplore-Compatible PDF by 10/14/2022". Below the instructions are two buttons: "RELOAD" and "CREATE NEW TITLE". A table displays a list of papers:


Paper ID	Paper Title	Status	PDF	Source	Action
2022217994	On the Use of Knowledge Graph Embeddings Instead of Normal Embeddings in Embedding Based Recommender Systems	Pass	0 of 10	1 of 20	    

Below the table, there is a note: "If you do not receive a PDF within 24 Hours, contact [Technical Support](#)". A large blue "RELOAD" button is positioned at the bottom right of the table area.

The screenshot shows a progress bar with four steps: "Create Title" (checked), "Upload File" (checked), "File Received Result" (3), and "Convert PDF" (4). Below the progress bar is a large dashed box containing a document icon with an upward arrow and the text "Drag and drop or Browse files to upload". A "CONTINUE" button is located at the bottom of the dashed box.

6. Download the accepted version and check that the file is in good shape and nothing has been misplaced. If need adjustment, then repeat as in steps 2 to 4.



7. Download the final pdf by clicking on 
8. Upload the downloaded pdf to your EasyChair conference submission.